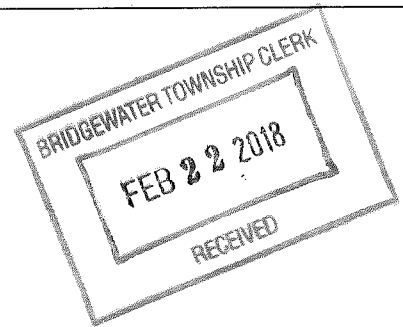


2018



BRIDGEWATER TOWNSHIP FIRE
DISTRICT NO. 2

(Fire District name and number)

Fire District Budget

WWW.BRIDGEWATERNJ.GOV

(Fire District Web Address)

Department Of



Community
Affairs

Division of Local Government Services

2018 FIRE DISTRICT BUDGET

Certification Section

2018

BRIDGEWATER TOWNSHIP FIRE DISTRICT NO. 2
(Fire District Name and Number)

FIRE DISTRICT BUDGET

FISCAL YEAR: January 1, 2018 to December 31, 2018

For Division Use Only

CERTIFICATION OF APPROVED BUDGET

It is hereby certified that the approved Budget made a part hereof complies with the requirements of law and the rules and regulations of the Local Finance Board, and approval is given pursuant to N.J.S.A. 40A:5A-11.

*State of New Jersey
Department of Community Affairs
Director of the Division of Local Government Services*

By: _____ Date: _____

CERTIFICATION OF ADOPTED BUDGET

It is hereby certified that the adopted Budget made a part hereof has been compared with the approved Budget previously certified by the Division, and any amendments made thereto. This adopted Budget is certified with respect to such amendments and comparisons only.

*State of New Jersey
Department of Community Affairs
Director of the Division of Local Government Services*

By: _____ Date: _____

2018 PREPARER'S CERTIFICATION

BRIDGEWATER TOWNSHIP FIRE DISTRICT NO. 2


(Fire District Name and Number)

FIRE DISTRICT BUDGET

FISCAL YEAR: January 1, 2018 to December 31, 2018

It is hereby certified that the Fire District Budget, including the annual budget and all schedules attached thereto, represents the Board of Commissioners' resolve with respect to statute in that: all estimates of revenues, including the amount to be raised by taxation to support the district budget, are reasonable, accurate and correctly stated; all items of appropriation are properly set forth; and in itemization, form and content, the budget will permit the exercise of the comptroller function within the Fire District.

It is further certified that all proposed budgeted amounts and totals are correct. Also, I hereby provide reasonable assurance that all assertions contained herein are accurate and all required schedules are completed and attached.

Preparer's Signature:			
Name:	KENNETH A JINKS		
Title:	CERTIFIED PUBLIC ACCOUNTANT		
Address:	1 MOUNTAIN BLVD, WARREN, NJ 07059		
Phone Number:	908-756-8700	Fax Number:	908-756-5838
E-mail address:	URBANJINKS@MSN.COM		

**2018 PREPARER'S CERTIFICATION
OTHER ASSETS**


BRIDGEWATER TOWNSHIP FIRE DISTRICT NO. 2
(Fire District Name and Number)

FIRE DISTRICT BUDGET

FISCAL YEAR: January 1, 2018 to December 31, 2018

It is hereby certified that operating appropriations, as reported in this annual budget on Page F-3, for the acquisition of Other Assets not included as Capital Outlays are Non-Bondable Assets. The Board of Commissioners has determined that the aforementioned Other Asset appropriation(s) do not meet the criteria for bonding pursuant to the Local Bond Law (N.J.S.A. 40A: 2-1 et. seq.) and more specifically, as it pertains to the expected useful life of the asset, pursuant to N.J.S.A. 40A:2-21.

It is further certified that the Other Asset appropriation(s) as reported herein have been determined not to be Capital Assets pursuant to N.J.S.A. 40A:14-84 and 40A:14-85. Therefore, the election has been made to treat such Other Assets as Operating Appropriations: Current Operating Expenses, pursuant to N.J.S.A. 40A: 14-78.6.

Preparer's Signature:			
Name:	KENNETH A JINKS		
Title:	CERTIFIED PUBLIC ACCOUNTANT		
Address:	1 MOUNTAIN BLVD, WARREN, NJ 07059		
Phone Number:	908-756-8700	Fax Number:	908-756-5838
E-mail address:	URBANJINKS@MSN.COM		

2018 APPROVAL CERTIFICATION

BRIDGEWATER TOWNSHIP FIRE DISTRICT NO. 2

(Fire District Name and Number)

FIRE DISTRICT BUDGET

FISCAL YEAR: January 1, 2018 to December 31, 2018

It is hereby certified that the Fire District Budget, including all schedules appended hereto, are a true copy of the Annual Budget approved by resolution by the Board of Commissioners of the Fire District, at an open public meeting held pursuant to N.J.A.C. 5:31-2.4, on the 15th day of November, 2017.

It is further certified that the recorded vote appearing in the resolution represents not less than a majority of the full membership of the Board of Commissioners thereof.

Officer's Signature:	<i>GK Langon</i>		
Name:	GLORIA K. LANGON		
Title:	SECRETARY		
Address:	24 OLD YORK ROAD, BRIDGEWATER, NJ 08807		
Phone Number:	908-756-8700	Fax Number:	908-756-5838
E-mail address:	URBANJINKS@MSN.COM		

FIRE DISTRICT INTERNET WEBSITE CERTIFICATION

Fire District's Web Address:	WWW.BRIDGEWATERNJ.GOV
-------------------------------------	-----------------------

All fire districts shall maintain either an Internet website or a webpage on the municipality's Internet website. The purpose of the website or webpage shall be to provide increased public access to the Fire District's operations and activities. N.J.S.A. 40A:14-70.2 requires the following items to be included on the Fire District's website at a minimum for public disclosure. Check the boxes below to certify the Fire District's compliance with N.J.S.A. 40A:14-70.2.

- A description of the Fire District's mission and responsibilities
- Commencing with 2013, the budgets for the current fiscal year and immediately two prior years
- The most recent Comprehensive Annual Financial Report (Unaudited) or similar financial information
- Commencing with 2012, the annual audits of the most recent fiscal year and immediately two prior years
- The Fire District's rules, regulations and official policy statements deemed relevant by the commissioners to the interests of the residents within the district
- Notice posted pursuant to the "Open Public Meetings Act" for each meeting of the commissioners, setting forth the time, date, location and agenda of each meeting
- Beginning January 1, 2013, the approved minutes of each meeting of the commissioners including all resolutions of the commissioners and their committees; for at least three consecutive fiscal years
- The name, mailing address, electronic mail address and phone number of every person who exercises day-to-day supervision or management over some or all of the operations of the Fire District
- A list of attorneys, advisors, consultants and any other person, firm, business, partnership, corporation or other organization which received any remuneration of \$17,500 or more during the preceding fiscal year for any service whatsoever rendered to the Fire District, but shall not include volunteers receiving benefits under a Length of Service Award Program (LOSAP).

It is hereby certified by the below authorized representative of the Fire District that the Fire District's website or webpage as identified above complies with the minimum statutory requirements of N.J.S.A. 40A:14-70.2 as listed above. A check in each of the above boxes signifies compliance.

Name of Officer Certifying compliance

DEBBIE BROWN

Title of Officer Certifying compliance

CHAIRMAN

Signature



2018 FIRE DISTRICT BUDGET RESOLUTION BRIDGEWATER TOWNSHIP FIRE DISTRICT NO. 2

(Fire District Name and Number)

FISCAL YEAR: January 1, 2018 to December 31, 2018

WHEREAS, the Annual Budget for the Bridgewater Township Fire District No. 2 (the "Fire District") for the fiscal year beginning January 1, 2018 and ending December 31, 2018 has been presented before the Board of Commissioners of the Fire District at its open public meeting of November 15, 2017; and

WHEREAS, the budget as introduced is in compliance with the Property Tax Levy Cap Law (N.J.S.A. 40A:4-45.44 et. seq.); and

WHEREAS, the Annual Budget as introduced reflects Total Revenues of \$498,163, which includes an amount to be raised by taxation of \$464,483, and Total Appropriations of \$498,163; and


WHEREAS, the amount to be raised by taxation to support the district budget shall be the amount to be certified to the assessor of the municipality to be assessed against the taxable property in the district, pursuant to N.J.S.A. 40A:14-79. Such amount shall be equal to the amount of the total appropriations set forth in the budget minus the total amount surplus and miscellaneous revenues set forth in the budget; and

WHEREAS, in calculating the amount to be raised by taxation, the Fire District has taken into account the assessed valuation of taxable property in the Fire District;

NOW, THEREFORE BE IT RESOLVED, by the Board of Commissioners of the Fire District, at an open public meeting held on November 15, 2017 that the Annual Budget, including all related schedules, of the Fire District for the fiscal year beginning January 1, 2018 and ending December 31, 2018 is hereby approved; and

BE IT FURTHER RESOLVED, that the anticipated revenues as reflected in the Annual Budget are of sufficient amount to meet all proposed expenditures/expenses and all covenants, terms and provisions as stipulated in the Fire District's outstanding debt obligations, capital lease arrangements, service contracts, and other pledged agreements; and

BE IT FURTHER RESOLVED, that the Board of Commissioners of the Fire District will consider the Annual Budget for adoption on January 17, 2018.



(Secretary's Signature)

November 15, 2017

(Date)

Board of Commissioners Recorded Vote

Member	Aye	Nay	Abstain	Absent
D BROWN	X			
J LANGON JR	X			
J MARSIGLIANO	X			
G LANGON	X			
C IRELAND	X			

2018 ADOPTION CERTIFICATION

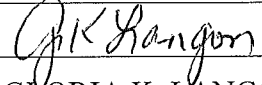
BRIDGEWATER TOWNSHIP FIRE DISTRICT NO. 2

(Fire District Name and Number)

FIRE DISTRICT BUDGET

FISCAL YEAR: January 1, 2018 to December 31, 2018

It is hereby certified that the Fire District Budget annexed hereto is a true copy of the Budget adopted by the Board of Commissioners of the Fire District, pursuant to N.J.A.C. 5:31-2.4, on the 17th day of January, 2018.

Officer's Signature:			
Name:	GLORIA K. LANGON		
Title:	SECRETARY		
Address:	24 OLD YORK ROAD, BRIDGEWATER, NJ 08807		
Phone Number:	908-756-8700	Fax Number:	908-756-5838
E-mail address:	URBANJINKS@MSN.COM		

2018 ADOPTED BUDGET RESOLUTION

BRIDGEWATER TOWNSHIP FIRE DISTRICT NO. 2

(Fire District Name and Number)

FISCAL YEAR: January 1, 2018 to December 31, 2018

WHEREAS, the Annual Budget for the Bridgewater Township Fire District No. 2 (the "Fire District") for the fiscal year beginning January 1, 2018 and ending December 31, 2018, has been presented for adoption before the Board of Commissioners of the Fire District at its open public meeting of November 15, 2017; and

WHEREAS, the Annual Budget as presented for adoption reflects each item of revenue and appropriation in the same amount and title as set forth in the introduced and approved budget, including all amendments thereto, if any, which have been approved by the Director of the Division of Local Government Services; and

WHEREAS, the adopted budget is in compliance with the Property Tax Levy Cap Law (N.J.S.A. 40A:4-45.44 et. seq.); and

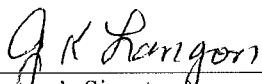
WHEREAS, the Annual Budget as presented for adoption reflects Total Revenues of \$498,163, which includes amount to be raised by taxation of \$464,483, and Total Appropriations of \$498,163; and

WHEREAS, an election shall be held annually on the third Saturday of February in each established fire district to determine the amount to be raised by taxation for the ensuing year;

NOW, THEREFORE BE IT RESOLVED, by the Board of Commissioners of the Fire District at an open public meeting held on January 17, 2018 that the Annual Budget of the Fire District for the fiscal year beginning January 1, 2018 and ending December 31, 2018, is hereby adopted and, shall constitute appropriations for the purposes stated and authorization of Total Revenues of \$498,163, which includes amount to be raised by taxation of \$464,483, and Total Appropriations of \$498,163; and

BE IT FURTHER RESOLVED, that the Annual Budget as presented for adoption reflects each item of revenue and appropriation in the same amount and title as set forth in the introduced and approved budget, including all amendments thereto, if any, which have been approved by the Director of the Division of Local Government Services; and

BE IT FURTHER RESOLVED, that an annual election shall be held on the third Saturday of February to determine the amount to be raised by taxation for the ensuing year. The results of which shall be subsequently certified to the Division and the Municipal Assessor.


(Secretary's Signature)

January 17, 2018
(Date)

Board of Commissioners Recorded Vote

Member	Aye	Nay	Abstain	Absent
D BROWN	X			
J LANGON JR	X			
J MARSIGLIANO	X			
G LANGON	X			
C IRELAND	X			

2018 FIRE DISTRICT BUDGET

Narrative and Information Section

2018 FIRE DISTRICT BUDGET MESSAGE & ANALYSIS

BRIDGEWATER TOWNSHIP FIRE DISTRICT NO. 2

(Fire District Name and Number)

FISCAL YEAR: January 1, 2018 to December 31, 2018

Answer all questions below. Attach additional pages and schedules as needed.

1. Complete a brief statement on the 2018 proposed Annual Budget and make comparison to the 2017 adopted budget. Explain any variances over +/-10% for each line item. Explanations of variances should include a description of the reason for the increase/decrease in the budgeted line item, not just an indication of the amount and percent of the change. Attach any supporting documentation that will help to explain the reason for the increase/decrease in the budgeted line item. The total budget is increasing from \$487,633 in 2017 to \$498,163 in 2018.
2. Complete a brief statement on the impact the proposed Annual Budget will have on the Amount to be Raised by Taxation to support the district budget and on the Restricted and Unrestricted Fund Balance(s). Explain increases or decreases in the tax rate and utilization of fund balances. If Unrestricted Fund Balance is reduced by more than 10%, explain the projected impact on the following year's budget. The amount to be raised by taxation is increasing from \$453,953 in 2017 to \$464,483 in 2018.
3. Include a statement explaining how the Fire District is complying with the Property Tax Levy Cap. The statement must explain reasons for exceeding the Levy Cap and identify the appropriations that caused the Fire District to exceed the Levy Cap, and how they are being addressed by a referendum. The District is under the Property Tax Levy Cap.
4. If the Fire District plans to pass a Resolution for the Release of Restricted Fund Balance, explain the reason and purposes of the appropriation. N/A
5. Complete a brief statement on the Annual Budget's proposed capital appropriations and payment methods, including debt service for the proposed budget year and for future years. Reserve for future capital outlays is \$60,000. The debt service for 2018 reflects the payment on debt in the amount of \$61,056 which includes interest of \$10,676. The lease period ends in 2024.
6. If the proposed Annual Budget contains an amount for a Cash Deficit of the Preceding Year pursuant to N.J.S.A. 40A:14-78.6, then explain the reasons for the occurrence of the deficit. N/A
7. Does the Annual Budget appropriate such sums as it may deem necessary for the purchase of first aid, ambulance, rescue, or other emergency vehicles, equipment, supplies and materials for use by a duly incorporated association, pursuant to N.J.S.A. 40A:14-85.1? If so, provide the organization's incorporated name and amounts. Bradley Gardens First Aid & Rescue Squad, Inc. \$30,600.

8. Complete the following based on the municipal assessor's latest information pursuant to N.J.S.A. 54:4-35:

Total Assessed Valuation of District	\$605,468,100
Proposed Tax Rate per \$100 of Assessed Valuation	\$0.076

9. Is the Fire District providing for a first year funding appropriation to establish a length of service award program (LOSAP) in this year's budget subject to public referendum thereof?

No	X	Yes	If yes, how much is appropriated?	\$
----	---	-----	-----------------------------------	----

If the public question is defeated, is the Board of Commissioners aware that the budget must be amended to delete the LOSAP appropriation amount and that the Amount to be Raised by Taxation to Support the Budget must be reduced by a like amount? N/A

No		Yes	
----	--	-----	--

FIRE DISTRICT CONTACT INFORMATION 2018

Please complete the following information regarding this Fire District. All information requested below must be completed.

Name of Fire District:	BRIDGEWATER TOWNSHIP FIRE DISTRICT NO. 2		
Address:	24 OLD YORK ROAD		
City, State, Zip:	BRIDGEWATER	NJ	08807
Phone: (ext.)	908-756-8700	Fax:	908-756-5838

Preparer's Name:	KENNETH A JINKS		
Preparer's Address:	1 MOUNTAIN BLVD		
City, State, Zip:	WARREN	NJ	07059
Phone: (ext.)	908-756-8700	Fax:	908-756-5838
E-mail:	URBANJINKS@MSN.COM		

Chairman:	DEBBIE BROWN		
Phone: (ext.)	908-756-8700	Fax:	
E-mail:	JABENTERPRISES@VERIZON.NET		

Secretary/Treasurer:	JOSEPH LANGON JR		
Phone: (ext.)	908-526-8023	Fax:	
E-mail:	JLANGONJR@YAHOO.COM		

Name of Auditor:	KENNETH A JINKS		
Name of Firm:	URBAN AND JINKS PA		
Address:	1 MOUNTAIN BLVD		
City, State, Zip:	WARREN	NJ	07059
Phone: (ext.)	908-756-8700	Fax:	908-756-5838
E-mail:	URBANJINKS@MSN.COM		

FIRE DISTRICT INFORMATIONAL QUESTIONNAIRE

BRIDGEWATER TOWNSHIP FIRE DISTRICT NO. 2

(Fire District Name and Number)

FISCAL YEAR: January 1, 2018 to December 31, 2018

Answer all questions below completely and attach additional information as required.

- 1) Provide the number of regular voting members of the governing body: 5
- 2) Provide the number of alternate voting members of the governing body: 0
- 3) Did any current or former commissioner or officer have a family or business relationship with any other current or former commissioner or officer during the current fiscal year? YES *If "yes," attach a description of the relationship including the names of the individuals involved and their positions at the Fire District.* Joseph Langon Jr (Treasurer) and Gloria Langon (Secretary) are husband and wife.
- 4) Did all individuals that were required to file a Financial Disclosure Statement for the current fiscal year because of their relationship with the Fire District file the form as required? YES *If "no," provide a list of those individuals who failed to file a Financial Disclosure Statement and an explanation as to the reason for their failure to file.*
- 5) Does the Fire District have any amounts receivable from current or former commissioners, officers, or employees? NO *If "yes," attach a list of those individuals, their position, the amount receivable, and a description of the amount due to the Fire District.*
- 6) Was the Fire District a party to a business transaction with one of the following parties:
 - a. A current or former commissioner, officer, or employee? NO
 - b. A family member of a current or former commissioner, officer, or employee? NO
 - c. An entity of which a current or former commissioner, officer, or employee (or family member thereof) was an officer or direct or indirect owner? NO*If the answer to any of the above is "yes," attach a description of the transaction including the name of the commissioner, officer, or employee (or family member thereof) of the Fire District; the name of the entity and relationship to the individual or family member; the amount paid; and whether the transaction was subject to a competitive bid process.*
- 7) Did the Fire District provide any of the following to or for a commissioner, officer, or any other employee of the Fire District:
 - a. First class or charter travel NO
 - b. Travel for companions NO
 - c. Tax indemnification and gross-up payments NO
 - d. Discretionary spending account NO
 - e. Housing allowance or residence for personal use NO
 - f. Payments for business use of personal residence NO
 - g. Vehicle/auto allowance or vehicle for personal use NO
 - h. Health or social club dues or initiation fees NO
 - i. Personal services (i.e.: maid, chauffeur, chef) NO*If the answer to any of the above is "yes," attach a description of the transaction including the name and position of the individual and the amount expended.*

FIRE DISTRICT INFORMATIONAL QUESTIONNAIRE (CONTINUED)

BRIDGEWATER TOWNSHIP FIRE DISTRICT NO. 2

(Fire District Name and Number)

FISCAL YEAR: January 1, 2018 to December 31, 2018

- 8) Attach a list of the Fire District's vehicles including make, model and year, and indicate to whom the vehicles are assigned and their positions. If a vehicle is not assigned to a specific individual and is available to all authorized District personnel, indicate "motor pool." N/A
- 9) Did the Fire District make any payments to current or former commissioners or employees for severance or termination? NO *If "yes," attach explanation including amount paid.*
- 10) Did the Fire District make any payments to current or former commissioners or employees that were contingent upon the performance of the Fire District or that were considered discretionary bonuses? NO *If "yes," attach explanation including amount paid.*
- 11) Does the Fire District contract with another entity (i.e.: volunteer fire company, neighboring municipality, etc.) to provide fire protection or EMS services within the Fire District? NO
- 12) If the answer to #11 above is "yes," did the Fire District execute a written agreement with the entity that details the services that the entity will provide and the amount to be paid by the Fire District to the entity for the services provided? N/A *If "yes," attach a copy of the agreement. If "no," attach a description of the arrangement for services with the entity including the services provided and the basis for the amount paid by the Fire District to the entity. Also explain why the Fire District does not have a formal written agreement with the entity.*
- 13) Does the Fire District have a Length of Service Award Program (LOSAP) plan? YES *If "yes," indicate a) the year it was implemented; b) the total number of volunteer members presently eligible to participate; c) the total number of volunteer members presently vested; d) whether the annual contribution for each vested member is fixed or based on an automatic increase; e) the total LOSAP budgeted for the current year; and f) whether the Fire District has required the Plan Contractor to submit its annual financial statement to the Director of the Division of Local Government Services pursuant to N.J.A.C. 5:30-14.49.*
- | | |
|----|----------|
| a) | 1999 |
| b) | 30 |
| c) | 22 |
| d) | Fixed |
| e) | \$34,000 |
| f) | No |

FIRE DISTRICT SCHEDULE OF COMMISSIONERS AND OFFICERS
BRIDGEWATER TOWNSHIP FIRE DISTRICT NO. 2
(Fire District Name and Number)

FISCAL YEAR: January 1, 2018 to December 31, 2018

Complete the attached table for all persons required to be listed per #1-2 below.

- 1) List all of the Fire District's current commissioners and officers and amount of compensation from the Fire District and any other public entities as defined below. Enter zero if no compensation was paid.
- 2) List all of the Fire District's former commissioners and officers who received more than \$10,000 in reportable compensation from the Fire District and any other public entities during the most recent fiscal year completed.

Commissioner: A member of the governing body of the Fire District with voting rights. Include alternates for purposes of this schedule.

Officer: A person elected or appointed to manage the Fire District's daily operations at any time during the year, such as the chairperson, vice-chairperson, secretary, or treasurer. For the purposes of this schedule, treat the Fire District's top management official and top financial official as officers, if applicable. A member of the governing body may be both a commissioner and an officer for the purposes of this schedule.

Compensation: All forms of cash and non-cash payments or benefits provided in exchange for services, including salaries and wages, bonuses, severance payments, deferred payments, retirement benefits, fringe benefits, and other financial arrangements or transactions such as personal vehicles, meals, housing, personal and family education benefits, below-market loans, payment of personal or family travel, entertainment, and personal use of the Fire District's property. Compensation includes payments and other benefits provided to both employees and independent contractors in exchange for services.

Reportable compensation: The aggregate compensation that is reported (or is required to be reported) on Form W-2, box 1 or 5, whichever amount is greater, and/or Form 1099-MISC, box 7, for the calendar year 2016.

Other Public Entity: Any municipality, county, local authority, fire district, or other government unit, regardless of whether it is related in any way to the Fire District either by function or by physical location.

Fire District Schedule of Commissioners and Officers (Continued)

BRIDGEWATER TOWNSHIP FIRE DISTRICT #2
SOMERSET

Name	Title	Average Hours per Week Dedicated to Position	Position	Reportable Compensation from Fire District (W-2/ 1099)			Estimated amount of other compensation from the Fire District (health benefits, pension, etc.)	Names of Other Public Entities where Individual is an Employee or Member of the Governing Body	Positions held at Other Public Entities Listed in Column N	Average Hours per Week Dedicated to Positions at Other Public Entities Listed in Column N	Reportable Compensation from Other Public Entities (W-2/ 1099)	Estimated amount of other compensation from Other Public Entities (health benefits, pension, payment in lieu of health benefits, etc.)	Total Compensation All Public Entities
				Base Salary/ Stipend	Other (auto allowance, expense account, payment in lieu of health benefits, etc.)	Bonus							
1 Debbie Brown	Chairman	10 X	Former Commissioner	\$ 3,175	-	-	-	N/A	0	\$ -	\$ -	\$ 3,175	
2 John Marsigiliano	Vice Chairman	6 X		3,050	-	-	-	N/A	0	-	-	3,050	
3 Joseph Langon Jr	Treasurer	6 X		4,785	-	-	-	N/A	0	-	-	4,785	
4 Gloria Langon	Secretary	6 X		4,980	-	-	-	N/A	0	-	-	4,980	
5 Chris Ireland	Asst Secretary	4 X		2,875	-	-	-	Bridgewater	40	70,811	27,551	101,237	
6													
7													
8													
9													
10													
11													
12													
13													
14													
15													
Total:				\$ 18,865	\$ -	\$ -	\$ -			\$ 70,811	\$ 27,551	\$ 117,227	

Enter the total number of employees/ independent contractors who received more than \$100,000 in total reportable compensation for the most recent fiscal year completed: 0

Schedule of Health Benefits - Detailed Cost Analysis

BRIDGEWATER TOWNSHIP FIRE DISTRICT #2
SOMERSET

	# of Covered Members (Medical & Rx) Proposed Budget	Annual Cost Estimate per Employee Proposed Budget	Total Cost Estimate Proposed Budget	# of Covered Members (Medical & Rx) Current Year	Annual Cost per Employee Current Year	Total Current Year Cost	\$ Increase (Decrease)	% Increase (Decrease)
Active Employees - Health Benefits - Annual Cost								
Single Coverage			\$ -			\$ -		#DIV/0!
Parent & Child			-			-		#DIV/0!
Employee & Spouse (or Partner)			-			-		#DIV/0!
Family			-			-		#DIV/0!
Employee Cost Sharing Contribution (enter as negative -)								#DIV/0!
Subtotal	0			0				#DIV/0!
Commissioners - Health Benefits - Annual Cost								
Single Coverage			-			-		#DIV/0!
Parent & Child			-			-		#DIV/0!
Employee & Spouse (or Partner)			-			-		#DIV/0!
Family			-			-		#DIV/0!
Employee Cost Sharing Contribution (enter as negative -)								#DIV/0!
Subtotal	0			0				#DIV/0!
Retirees - Health Benefits - Annual Cost								
Single Coverage			-			-		#DIV/0!
Parent & Child			-			-		#DIV/0!
Employee & Spouse (or Partner)			-			-		#DIV/0!
Family			-			-		#DIV/0!
Employee Cost Sharing Contribution (enter as negative -)								#DIV/0!
Subtotal	0			0				#DIV/0!
GRAND TOTAL			\$ -			\$ -		#DIV/0!

Is medical coverage provided by the SHBP (Yes or No)?
Is prescription drug coverage provided by the SHBP (Yes or No)?

N/A
N/A

Schedule of Accumulated Liability for Compensated Absences

BRIDGEWATER TOWNSHIP FIRE DISTRICT #2
SOMERSET

Complete the below table for the Fire District's accrued liability for compensated absences.

Individuals Eligible for Benefit	Gross Days of Accumulated Compensated Absences at January 1, 2017	Dollar Value of Accrued Compensated Absence Liability	Legal Basis for Benefit (check applicable items)			
			Approved Labor Agreement	Resolution	Individual Employment Agreement	
Total liability for accumulated compensated absences at January 1, 2017		-				

\$ _____

2018 FIRE DISTRICT BUDGET

Financial Schedules Section

2018 Budget Summary

BRIDGEWATER TOWNSHIP FIRE DISTRICT #2 SOMERSET

	<i>2018 Proposed Budget</i>	<i>2017 Adopted Budget</i>	<i>\$ Increase (Decrease) Proposed vs. Adopted</i>	<i>% Increase (Decrease) Proposed vs. Adopted</i>
REVENUES AND FUND BALANCE UTILIZED				
Total Fund Balance Utilized	\$ 30,000	\$ 30,000	\$ -	0.0%
Total Miscellaneous Anticipated Revenues	-	-	-	#DIV/0!
Total Sale of Assets	-	-	-	#DIV/0!
Total Interest on Investments & Deposits	1,200	1,200	-	0.0%
Total Other Revenue	-	-	-	#DIV/0!
Total Operating Grant Revenue	2,480	2,480	-	0.0%
Total Revenues Offset with Appropriations	-	-	-	#DIV/0!
Total Revenues and Fund Balance Utilized	33,680	33,680	-	0.0%
Amount to be Raised by Taxation to Support Budget	464,483	453,953	10,530	2.3%
Total Anticipated Revenues	498,163	487,633	10,530	2.2%
APPROPRIATIONS				
Total Administration	149,300	148,504	796	0.5%
Total Cost of Operations & Maintenance	163,207	153,473	9,734	6.3%
Total Appropriations Offset with Revenue	-	-	-	#DIV/0!
Total Appropriated for Duly Incorporated First Aid/Rescue Squad	30,600	30,600	-	0.0%
Total Deferred Charges	-	-	-	#DIV/0!
Cash Deficit, Preceeding Year (N.J.S.A. 40A:14-78.6)	-	-	-	#DIV/0!
Length of Service Award Program (LOSAP) Contribution (P.L.1997,c.388)	34,000	34,000	-	0.0%
Total Capital Appropriations	60,000	60,000	-	0.0%
Total Principal Payments on Debt Service	50,380	49,015	1,365	2.8%
Total Interest Payments on Debt	10,676	12,041	(1,365)	-11.3%
Total Appropriations	498,163	487,633	10,530	2.2%
ANTICIPATED SURPLUS (DEFICIT)	\$ -	\$ -	\$ -	#DIV/0!

2018 Revenue Schedule

BRIDGEWATER TOWNSHIP FIRE DISTRICT #2 SOMERSET

	2018 Proposed Budget	2017 Adopted Budget	\$ Increase (Decrease) Proposed vs. Adopted	% Increase (Decrease) Proposed vs. Adopted
<i>Fund Balance Utilized</i>				
Unrestricted Fund Balance	\$ 30,000	\$ 30,000	\$ -	0.0%
Restricted Fund Balance	-	-	-	#DIV/0!
Total Fund Balance Utilized	<u>30,000</u>	<u>30,000</u>	<u>-</u>	<u>0.0%</u>
<i>Miscellaneous Anticipated Revenues</i>				
Shared Services (N.J.S.A. 40A:65-1 et seq.)		-	-	#DIV/0!
Joint Purchasing Agreements (N.J.S.A. 40A:10 & 11)		-	-	#DIV/0!
Emergency Assistance (N.J.S.A. 40A:14-26)		-	-	#DIV/0!
Municipal Assistance (N.J.S.A. 40A:14-34)		-	-	#DIV/0!
Municipal Assistance - Adjoin (N.J.S.A. 40A:14-35)		-	-	#DIV/0!
Contracts - Volunteer Fire Co (N.J.S.A. 40A:14-68)		-	-	#DIV/0!
Leases - Local Municipality (N.J.S.A. 40A:14-83)		-	-	#DIV/0!
Rental Income		-	-	#DIV/0!
Total Miscellaneous Anticipated Revenues	<u>-</u>	<u>-</u>	<u>-</u>	<u>#DIV/0!</u>
<i>Sale of Assets (List Individually)</i>				
Asset #1		-	-	#DIV/0!
Asset #2		-	-	#DIV/0!
Asset #3		-	-	#DIV/0!
Asset #4		-	-	#DIV/0!
Total Sale of Assets	<u>-</u>	<u>-</u>	<u>-</u>	<u>#DIV/0!</u>
<i>Interest on Investments & Deposits (List Accounts Separately)</i>				
TD Bank	1,200	1,200	-	0.0%
Investment Account #2	-	-	-	#DIV/0!
Investment Account #3	-	-	-	#DIV/0!
Investment Account #4	-	-	-	#DIV/0!
Total Interest on Investments & Deposits	<u>1,200</u>	<u>1,200</u>	<u>-</u>	<u>0.0%</u>
<i>Other Revenue (List in Detail)</i>				
Other Revenue #1			-	#DIV/0!
Other Revenue #2			-	#DIV/0!
Other Revenue #3			-	#DIV/0!
Other Revenue #4			-	#DIV/0!
Total Other Revenue	<u>-</u>	<u>-</u>	<u>-</u>	<u>#DIV/0!</u>
<i>Operating Grant Revenue (List in Detail)</i>				
Supplemental Fire Service Act (P.L.1985,c.295)	2,480	2,480	-	0.0%
Other Grant #1			-	#DIV/0!
Other Grant #2			-	#DIV/0!
Other Grant #3			-	#DIV/0!
Other Grant #4			-	#DIV/0!
Other Grant #5			-	#DIV/0!
Total Operating Grant Revenue	<u>2,480</u>	<u>2,480</u>	<u>-</u>	<u>0.0%</u>
<i>Revenues Offset with Appropriations</i>				
<u>Uniform Fire Safety Act (P.L.1983,c.383)</u>				
Reserves Utilized			-	#DIV/0!
Annual Registration Fees			-	#DIV/0!
Penalties and Fines			-	#DIV/0!
Other Revenues			-	#DIV/0!
Total Uniform Fire Safety Act	<u>-</u>	<u>-</u>	<u>-</u>	<u>#DIV/0!</u>
<u>Other Revenues Offset with Appropriations (List)</u>				
Other Offset Revenues #1			-	#DIV/0!
Other Offset Revenues #2			-	#DIV/0!
Other Offset Revenues #3			-	#DIV/0!
Other Offset Revenues #4			-	#DIV/0!
Total Other Revenues Offset with Appropriations	<u>-</u>	<u>-</u>	<u>-</u>	<u>#DIV/0!</u>
Total Revenues Offset with Appropriations	<u>-</u>	<u>-</u>	<u>-</u>	<u>#DIV/0!</u>
TOTAL REVENUES AND FUND BALANCE UTILIZED	<u>\$ 33,680</u>	<u>\$ 33,680</u>	<u>\$ -</u>	<u>0.0%</u>

2018 Appropriations Schedule

BRIDGEWATER TOWNSHIP FIRE DISTRICT #2 SOMERSET

	2018 Proposed Budget	2017 Adopted Budget	\$ Increase (Decrease) Proposed vs. Adopted	% Increase (Decrease) Proposed vs. Adopted
<i>Administration - Personnel</i>				
Salary & Wages (excluding Commissioners)	\$ -	\$ -	\$ -	#DIV/0!
Commissioners	\$ 30,000	\$ 30,000	-	0.0%
Fringe Benefits	-	-	-	#DIV/0!
Total Administration - Personnel	<u>30,000</u>	<u>30,000</u>	<u>-</u>	<u>0.0%</u>
<i>Administration - Other (List)</i>				
Election/Advertising	1,050	1,050	-	0.0%
Insurance	42,950	42,950	-	0.0%
Office	4,400	4,400	-	0.0%
Contingent Expenses	4,500	4,500	-	0.0%
Professional Fees	12,000	12,000	-	0.0%
Rent	54,400	53,604	796	1.5%
Other Assets, Non-Bondable #3	-	-	-	#DIV/0!
Total Administration - Other	<u>119,300</u>	<u>118,504</u>	<u>796</u>	<u>0.7%</u>
Total Administration	<u>149,300</u>	<u>148,504</u>	<u>796</u>	<u>0.5%</u>
<i>Cost of Operations & Maintenance - Personnel</i>				
Salary & Wages	-	-	-	#DIV/0!
Fringe Benefits	-	-	-	#DIV/0!
Total Operations & Maintenance - Personnel	<u>-</u>	<u>-</u>	<u>-</u>	<u>#DIV/0!</u>
<i>Cost of Operations & Maintenance - Other (List)</i>				
Maintenance & Repairs	40,200	40,200	-	0.0%
Operating Materials & Supplies	96,807	87,073	9,734	11.2%
Training & Education	11,200	11,200	-	0.0%
Contingent Expenses	-	-	-	#DIV/0!
Turn Out Gear	15,000	15,000	-	0.0%
Other Assets, Non-Bondable #2	-	-	-	#DIV/0!
Other Assets, Non-Bondable #3	-	-	-	#DIV/0!
Total Operations & Maintenance - Other	<u>163,207</u>	<u>153,473</u>	<u>9,734</u>	<u>6.3%</u>
Total Operations & Maintenance	<u>163,207</u>	<u>153,473</u>	<u>9,734</u>	<u>6.3%</u>
<i>Appropriations Offset with Revenue - Personnel</i>				
Salary & Wages	-	-	-	#DIV/0!
Fringe Benefits	-	-	-	#DIV/0!
Total Appropriations Offset with Revenue - Personnel	<u>-</u>	<u>-</u>	<u>-</u>	<u>#DIV/0!</u>
<i>Appropriations Offset with Revenue - Other (List)</i>				
Other Expense #1	-	-	-	#DIV/0!
Other Expense #2	-	-	-	#DIV/0!
Other Expense #3	-	-	-	#DIV/0!
Contingent Expenses	-	-	-	#DIV/0!
Other Assets, Non-Bondable #1	-	-	-	#DIV/0!
Other Assets, Non-Bondable #2	-	-	-	#DIV/0!
Other Assets, Non-Bondable #3	-	-	-	#DIV/0!
Total Appropriations Offset with Revenue - Other	<u>-</u>	<u>-</u>	<u>-</u>	<u>#DIV/0!</u>
Total Appropriations Offset with Revenue	<u>-</u>	<u>-</u>	<u>-</u>	<u>#DIV/0!</u>
<i>Duly Incorporated First Aid/Rescue Squad Associations</i>				
Vehicles	-	-	-	#DIV/0!
Equipment	11,628	11,628	-	0.0%
Materials & Supplies	18,972	18,972	-	0.0%
Total Duly Incorporated First Aid/Rescue Squad Associations	<u>30,600</u>	<u>30,600</u>	<u>-</u>	<u>0.0%</u>
<i>Emergency Appropriations & Deferred Charges (List)</i>				
Emergency Appropriation #1	-	-	-	#DIV/0!
Emergency Appropriation #2	-	-	-	#DIV/0!
Emergency Appropriation #3	-	-	-	#DIV/0!
Deferred Charge #1 (cite statute)	-	-	-	#DIV/0!
Deferred Charge #2 (cite statute)	-	-	-	#DIV/0!
Declared State of Emergency (N.J.S.A. 40A:4-45.45 10b)	-	-	-	#DIV/0!
Total Deferred Charges	<u>-</u>	<u>-</u>	<u>-</u>	<u>#DIV/0!</u>
Cash Deficit, Preceding Year (N.J.S.A. 40A:14-78.6)	-	-	-	#DIV/0!
Length of Service Award Program (LOSAP) Contribution (N.J.S.A. 40A:14-78.6)	34,000	34,000	-	0.0%
Total Capital Appropriations	60,000	60,000	-	0.0%
Total Principal Payments on Debt Service	50,380	49,015	1,365	2.8%
Total Interest Payments on Debt	10,676	12,041	(1,365)	-11.3%
TOTAL APPROPRIATIONS	<u>\$ 498,163</u>	<u>\$ 487,633</u>	<u>\$ 10,530</u>	<u>2.2%</u>

2018 Schedule of Salaries and Benefits

BRIDGEWATER TOWNSHIP FIRE DISTRICT #2
SOMERSET

Administrative Positions Excluding Commissioners (List Individually)	Number of Staff	Annual Wages	2018 Proposed		Employee Group Health Insurance	Other Fringe Benefits	2018 Proposed	
			Budget Salary & Wages	PERS Contribution			Budget Salary & Wages	PERS Contribution
Position #1								
Position #2								
Position #3								
Position #4								
Position #5								
Position #6								
Position #7								
Position #8								
Total Administration			\$ -	\$ -	\$ -	\$ -	\$ -	\$ -

Operation & Maintenance Positions (List Individually)	Number of Staff	Annual Wages	2018 Proposed		Employee Group Health Insurance	Other Fringe Benefits	2018 Proposed	
			Budget Salary & Wages	PERS Contribution			Budget Salary & Wages	PERS Contribution
Position #1								
Position #2								
Position #3								
Position #4								
Position #5								
Position #6								
Position #7								
Position #8								
Position #9								
Position #10								
Position #11								
Position #12								
Position #13								
Position #14								
Total Operation & Maintenance			\$ -	\$ -	\$ -	\$ -	\$ -	\$ -

Salary Offset by Revenue Positions (List Individually)	Number of Staff	Annual Wages	2018 Proposed		Employee Group Health Insurance	Other Fringe Benefits	2018 Proposed	
			Budget Salary & Wages	PERS Contribution			Budget Salary & Wages	PERS Contribution
Position #1								
Position #2								
Position #3								
Position #4								
Position #5								
Position #6								
Position #7								
Position #8								
Total Offset by Revenue			\$ -	\$ -	\$ -	\$ -	\$ -	\$ -
Total Administration, Operations & Offset by Revenue			\$ -	\$ -	\$ -	\$ -	\$ -	\$ -

2018 Proposed Capital Budget

BRIDGEWATER TOWNSHIP FIRE DISTRICT #2
SOMERSET

CAPITAL IMPROVEMENTS (N.J.S.A. 40A:14-84)

List Project Separately	Asset Type	Date of Local Finance Board Approval	Date of Voter Approval	Affirmative Vote Percentage	2018 Proposed Budget	2017 Adopted Budget
Capital Improvement #1					\$ -	\$ -
Capital Improvement #2					-	-
Capital Improvement #3					-	-
Capital Improvement #4					-	-
Capital Improvement #5					-	-
Capital Improvement #6					-	-
Capital Improvement #7					-	-
Total Capital Improvements					-	-

DOWN PAYMENTS (N.J.S.A. 40A:14-85)

List Project Separately	Asset Type	Date of Local Finance Board Approval	Date of Voter Approval	Affirmative Vote Percentage	2018 Proposed Budget	2017 Adopted Budget
Capital Improvement #1					\$ -	\$ -
Capital Improvement #2					-	-
Capital Improvement #3					-	-
Capital Improvement #4					-	-
Capital Improvement #5					-	-
Capital Improvement #6					-	-
Capital Improvement #7					-	-
Total Down Payments					-	-
Total Capital Improvements & Down Payments					60,000	60,000
RESERVE FOR FUTURE CAPITAL OUTLAYS					\$ 60,000	\$ 60,000
TOTAL CAPITAL APPROPRIATIONS						

Capital Appropriations Offset with Restricted Fund
 Capital Appropriations Offset with Grants
 Capital Appropriations Offset with Unrestricted Fund

\$ -	\$ -	-
\$ -	\$ -	-
\$ -	\$ -	-

Debt Service Schedule - Principal

BRIDGEWATER TOWNSHIP FIRE DISTRICT #2
SOMERSET

	Date of Voter Approval	% of Voter Approval	Date of Local Finance Board Approval	Current Year (2017)	2018	2019	2020	2021	2022	2023	Thereafter	Total Principal Outstanding
<i>General Obligation Bonds</i>												
General Obligation Bond #1												\$ -
General Obligation Bond #2												-
General Obligation Bond #3												-
General Obligation Bond #4												-
Total Principal - General Obligation Bonds												
<i>Bond Anticipation Notes</i>												
BAN #1												-
BAN #2												-
BAN #3												-
BAN #4												-
Total Principal - BANs												
<i>Capital Leases</i>												
Capital Lease #1	08/13/14	92%	10/10/14	49,015	50,380	51,782	53,224	54,705	56,228	57,794	59,402	383,515
Capital Lease #2												-
Capital Lease #3												-
Capital Lease #4												-
Total Principal - Capital Leases												
<i>Intergovernmental Loans</i>												
Intergovernmental #1												-
Intergovernmental #2												-
Intergovernmental #3												-
Intergovernmental #4												-
Total Principal - Intergovernmental Loans												
<i>Other Bonds or Notes Payable</i>												
Other Bonds or Notes #1												-
Other Bonds or Notes #2												-
Other Bonds or Notes #3												-
Other Bonds or Notes #4												-
Total Principal - Other Bonds or Notes												
TOTAL PRINCIPAL ALL OBLIGATIONS												
				\$ 49,015	\$ 50,380	\$ 51,782	\$ 53,224	\$ 54,705	\$ 56,228	\$ 57,794	\$ 59,402	\$ 383,515

Enter each debt issuance separately according to type of debt obligation above. Enter the principal due for each year indicated and thereafter until maturity.

Capital Appropriations Offset with Restricted Fund
 Capital Appropriations Offset with Grants
 Capital Appropriations Offset with Unrestricted Fund

Debt Service Schedule - Interest

BRIDGEWATER TOWNSHIP FIRE DISTRICT #2
SOMERSET

	Current Year (2017)	2018	2019	2020	2021	2022	2023	Thereafter	Total Interest Payments Outstanding
<i>General Obligation Bonds</i>									
General Obligation Bond #1									\$ -
General Obligation Bond #2									-
General Obligation Bond #3									-
General Obligation Bond #4									-
Total Interest - General Obligation Bonds	-	-	-	-	-	-	-	-	-
<i>Bond Anticipation Notes</i>									
BAN #1									-
BAN #2									-
BAN #3									-
BAN #4									-
Total Interest Payments - BANS	-	-	-	-	-	-	-	-	-
<i>Capital Leases</i>									
Capital Lease #1	12,041	10,676	9,274	7,832	6,351	4,828	3,262	1,654	43,877
Capital Lease #2									-
Capital Lease #3									-
Capital Lease #4									-
Total Interest Payments - Capital Leases	12,041	10,676	9,274	7,832	6,351	4,828	3,262	1,654	43,877
<i>Intergovernmental Loans</i>									
Intergovernmental #1									-
Intergovernmental #2									-
Intergovernmental #3									-
Intergovernmental #4									-
Total Interest Payments - Intergovernmental	-	-	-	-	-	-	-	-	-
<i>Other Bonds or Notes Payable</i>									
Other Bonds or Notes #1									-
Other Bonds or Notes #2									-
Other Bonds or Notes #3									-
Other Bonds or Notes #4									-
Total Interest Payments - Other Bonds or Notes	-	-	-	-	-	-	-	-	-
TOTAL INTEREST ALL OBLIGATIONS	\$ 12,041	\$ 10,676	\$ 9,274	\$ 7,832	\$ 6,351	\$ 4,828	\$ 3,262	\$ 1,654	\$ 43,877

Enter each debt issuance separately according to type of debt obligation on the "Debt Service - Principal" tab. The debt issuance description will carry to this schedule from data entered on that worksheet. Enter the interest payment due for each year indicated and thereafter until maturity.

Capital Appropriations Offset with Restricted Fund
 Capital Appropriations Offset with Grants
 Capital Appropriations Offset with Unrestricted Fund

2018 Fund Balance Reconciliation

BRIDGEWATER TOWNSHIP FIRE DISTRICT #2 SOMERSET

UNRESTRICTED FUND BALANCE

Beginning balance January 1, 2017 (1)	\$ 555,959
Less: Utilized in 2017 Adopted Budget	<u>30,000</u>
Proposed balance available	525,959
Estimated results of operations for the year ending December 31, 2017	<u>35,000</u>
Anticipated balance December 31, 2017	560,959
Less: Fund Balance utilized in 2018 Proposed Budget	30,000
Plus: Accrued Unfunded Pension Liability (1)	-
Plus: Accrued Unfunded Other Post-Employment Benefit Liability (1)	-
Proposed balance after utilization in 2018 Proposed Budget	<u><u>\$ 530,959</u></u>

RESTRICTED FUND BALANCE

Beginning balance January 1, 2017 (1)	\$ 402,921
Less: Utilized in 2017 Adopted Budget	<u>-</u>
Proposed balance available	402,921
Estimated results of operations for the year ending December 31, 2017	<u>60,000</u>
Anticipated balance December 31, 2017	462,921
Less: Restricted Fund Balance used in 2018 Proposed Budget for Capital Purposes	-
Less: Restricted Fund Balance released via Referendum Resolution	-
Proposed balance after utilization in 2018 Proposed Budget	<u><u>\$ 462,921</u></u>

(1) This line item must agree to audited financial statements.

2018 Referendums

BRIDGEWATER TOWNSHIP FIRE DISTRICT #2 SOMERSET

Summary of Referendum Line Items	<i>2018 Proposed Budget Amount Requested</i>	<i>2017 Final Budget</i>
Total Referendum Line Items	\$ -	\$ -

Tax Levy Requested minus Maximum Allowable Levy \$ 0
 As this page is adjusted this amount changes, should = \$0
 (For Reference Purposes Only - from Levy Cap Summary based on
 Information provided by the district- see instructions.)

Summary of Release of Restricted Fund Balance Referendum Line Items	<i>2018 Proposed Budget Amount Requested</i>	<i>2017 Final Budget</i>
Total Release of Restricted Fund Balance	\$ -	\$ -

2018 Levy Cap Summary

BRIDGEWATER TOWNSHIP FIRE DISTRICT #2 SOMERSET

LEVY CAP CALCULATION

Prior Year Amount to be Raised by Taxation for Fire District Purposes	\$	453,953
Changes in Service Provider (+/-)		-
DLGS Approved Adjustments		-
Net Prior Year Tax Levy for Municipal Purposes for Cap Calculation		453,953
Plus: 2% Cap Increase		9,079
ADJUSTED TAX LEVY PRIOR TO EXCLUSIONS		463,032

Exclusions

Shared Service Exclusion		-
Change in Total Debt Service Appropriation		-
Allowable Pension Increases		-
Allowable Increase in Health Care Costs		-
Changes in LOSAP Contributions (+/-)		-
Extraordinary Costs due to a "Declared" Emergency		-
Net Capital Improvement Fund and/or Down Payment on Improvements and Reserve for Future Capital Outlays		-
Total Exclusions		-
Less: Cancelled or Unexpended Referendum Amounts		-
Increase in Ratable Valuation (New Construction/Additions)	\$	1,908,600
Prior Year Local Fire District Tax Rate (3 decimals/\$100)	\$0.076	1,451

ADJUSTED TAX LEVY

Amount Utilized from Levy Cap Bank from 2015		-
Amount Utilized from Levy Cap Bank from 2016		-
Amount Utilized from Levy Cap Bank from 2017		-
Maximum Tax Levy Before Referendum		464,483
Amount Proposed for Levy Cap Referendum		-
MAXIMUM ALLOWABLE AMOUNT TO BE RAISED BY TAXATION	\$	464,483

CAP BANK CALCULATION

Amount to be Raised by Taxation	\$	464,483
Cap Bank Available from Prior Year (2015) for 2018 Budget		-
Cap Bank Available from Prior Year (2016) for 2018 Budget		-
Revised Cap Bank from Prior Year (2016) Available for 2019 Budget		-
Cap Bank Available from Prior Year (2017) for 2018 Budget		-
Revised Cap Bank from Prior Year (2017) Available for 2019 Budget		-
Cap Bank from Current Year (2018) Available for 2019 Budget		(0)
Cap Bank Available from 2018 for 2019 Budget	\$	-

2018 Shared Services Exclusion Worksheet

BRIDGEWATER TOWNSHIP FIRE DISTRICT #2
SOMERSET

Name of Entity Providing Service	Health Care Costs		Pension Costs		Debt Service Costs		Capital Improvement Costs		Declared Emergency Costs		Total Shared Services Cost Exclusions		Salary Costs		Other Costs		Total	
	Proposed	Adopted	Proposed	Adopted	Proposed	Adopted	Proposed	Adopted	Proposed	Adopted	Proposed	Adopted	Proposed	Adopted	Proposed	Adopted	Proposed	Adopted
Total	\$ -	\$ -	\$ -	\$ -	\$ -	\$ -	\$ -	\$ -	\$ -	\$ -	\$ -	\$ -	\$ -	\$ -	\$ -	\$ -	\$ -	\$ -

2018 Levy Cap Exclusion Calculations

BRIDGEWATER TOWNSHIP FIRE DISTRICT #2 SOMERSET

PENSION CONTRIBUTION CALCULATION

2018 Proposed Budget PERS Contribution Appropriated	\$	-
2018 Proposed Budget PFRS Contribution Appropriated		-
Anticipated Revenues for Fringe Benefits Directly Offsetting Pension Costs		-
Net 2018 Base Amount		-
2017 Adopted Budget PERS Contribution		
2017 Adopted Budget PFRS Contribution		
Realized Revenues for Fringe Benefits Directly Offsetting Pension Costs		
Net 2017 Base Amount		-
Pension Contribution Exclusion	\$	-

LOSAP CALCULATION

2018 Proposed Budget LOSAP Appropriation	\$	34,000
2017 Adopted Budget LOSAP Appropriation		34,000
LOSAP Exclusion (+/-)	\$	-

DEBT SERVICE CALCULATION

2018 Proposed Budget Total Debt Service Appropriation	\$	61,056
2018 Proposed Budget Debt Service Appropriation Offset from Restricted Fund		-
2018 Proposed Budget Debt Service Appropriation Offset from Grant Revenue		-
2018 Proposed Budget Debt Service Appropriation Offset from Unrestricted Fund		-
2018 Base Amount		61,056
2017 Adopted Budget Total Debt Service Appropriation		61,056
2017 Adopted Budget Capital Appropriation Offset from Restricted Fund		-
2017 Adopted Budget Capital Appropriation Offset from Grant Fund		-
2017 Adopted Budget Capital Appropriation Offset from Unrestricted Fund		-
2017 Base Amount		61,056
Debt Service Exclusion	\$	-

CAPITAL APPROPRIATION CALCULATION

2018 Proposed Budget Total Capital Appropriation	\$	60,000
2018 Proposed Budget Capital Appropriation Offset from Restricted Fund		-
2018 Proposed Budget Capital Appropriation Offset from Grant Revenue		-
2018 Proposed Budget Capital Appropriation Offset from Unrestricted Fund		-
2018 Base Amount		60,000
2017 Adopted Budget Total Capital Appropriation		60,000
2017 Adopted Budget Capital Appropriation Offset from Restricted Fund		-
2017 Adopted Budget Capital Appropriation Offset from Grant Revenue		-
2017 Adopted Budget Capital Appropriation Offset from Unrestricted Fund		-
2017 Base Amount		60,000
Capital Expenditure Exclusion	\$	-

HEALTH INSURANCE EXCLUSION CALCULATION

SFY 2018	0.0%
2018 Proposed Budget Administration Health Insurance Appropriation	\$ -
2018 Proposed Budget Operations & Maintenance Health Insurance Appropriation	-
2018 Proposed Budget Group Health Insurance	-
2017 Adopted Budget Administration Health Insurance Appropriation	
2017 Adopted Budget Operations & Maintenance Health Insurance Appropriation	
2017 Adopted Budget Group Health Insurance	-
Net Increase (Decrease)	-
Net Increase Divided by 2016 Amount Budgeted = % Increase	0.00%
SFY 2018 State Health Average 0% Less 2% = % Increase Added to Current Levy	0.00%
% Increase less % Increase Exclusion = % Increase Inside Cap	0.00%
% Increase Inside Cap * 2017 Expended = Added Amount Inside Cap	\$ -
% Increase Exclusion * 2017 Expended = 2018 Appropriation Added to Levy	\$ -
Amount Above the Levy Exclusion (Actual Increase - State Health Benefit Average)	\$ -
2018 Increase in Appropriation	\$ -

**CERTIFICATION OF NEW CONSTRUCTION/IMPROVEMENTS/
PARTIAL ASSESSMENTS**

(N.J.S.A. 40A:4-45.44 et seq.)

Municipality: Bridgewater

County: Somerset

Fire District Code: F02

Total Number of Fire Districts: 4

File Form CNC-3 by October 25 of the Current Tax Year for All Fire Districts in the Municipality

N.J.S.A. 40A:4-45.44 et seq. provides for a statutory exception to the budget cap imposed on fire districts. It uses, in part, the revenue generated by new construction and improvements in a fire district which were not reflected in the prior year's Tax List.

ASSESSOR: ENTER DATA ON LINES 1 THROUGH 2C, SIGN AND DATE THE FORM, THEN IMMEDIATELY FORWARD FORM CNC-3 TO THE TAX COLLECTOR FOR COMPLETION. SEE REVERSE SIDE.

1. For reference only: Provide the aggregate assessed value for the fire district as filed on the current Tax Year's January 10th Tax List. This is the fire district value as of October 1st of the pre-tax year before Added Assessments.

\$ 603,559,500 (1)

2. Provide the total valuation (not prorated) of new construction and improvements from the Added Assessment List filed on October 1st of the current tax year (Line 2a) minus the total valuation of any Added Assessment tax appeal reductions from the prior tax year (Line 2b) for the adjusted total valuation of new construction and improvements (Line 2c). Do not include Omitted Added Assessments, prior year Added Assessments, Omitted Assessments, or property transferred from the Exempt List to the Tax Assessment List, or any land, whether subdivided or not on Line 2a

\$ 1,908,600 (2a)

- \$ 0 (2b)

= \$ 1,908,600 (2c)

[Signature]
Assessor Signature

10/17/17
Date

TAX COLLECTOR

3. Provide the Fire District Tax Rate from the current tax year (expressed as a decimal, \$ per hundred).

.076 (3)

4. Amount of permitted revenue increase =
Line 2c * Line 3
(N.J.S.A. 40A:4-45.45)

\$ 1,450.52 (4)

[Signature]
Tax Collector Signature

10/17/17
Date

06 BRIDGEMATER TWP ADDED ASSESSMENT FIRE DIST. BREAKDOWN - FOR FORM CNCJ 18 SOMERSET

FIRE DISTRICT	ASSESSMENT	2017 ADDED AMOUNT OF TAXES
F01	7,124,600	1,923.69
F02	1,908,600	1,450.52
F03	36,011,350	6,842.14
F04	6,327,950	3,353.82
F05	0	0.00
F06	0	0.00
F07	0	0.00
F08	0	0.00
F09	0	0.00
F10	0	0.00
F11	0	0.00
F12	0	0.00
F13	0	0.00
*** TOTAL **	51,372,500	13,570.17
*** TOTAL **	0	

Loan Amortization Schedule

Enter values	
Loan amount	\$ 526,614.08
Annual interest rate	2.784%
Loan period in years	10
Number of payments per year	1
Start date of loan	12/1/2014
Optional extra payments	

Loan summary	
Scheduled payment	\$ 61,055.86
Scheduled number of payments	10
Actual number of payments	10
Total early payments	\$ -
Total interest	\$ 83,944.57

Lender name: **WELLS FARGO EQUIP FINANCE**

Pmt No.	Payment Date	Beginning Balance	Scheduled Payment	Extra Payment	Total Payment	Principal	Interest	Ending Balance	Cumulative Interest
1	12/1/2015	\$ 526,614.08	\$ 61,055.86	\$ -	\$ 61,055.86	\$ 46,396.22	\$ 14,659.65	\$ 480,217.86	\$ 14,659.65
2	12/1/2016	480,217.86	61,055.86	-	61,055.86	47,687.78	13,368.09	432,530.09	28,027.73
3	12/1/2017	432,530.09	61,055.86	-	61,055.86	49,015.29	12,040.58	383,514.80	40,068.31
4	12/1/2018	383,514.80	61,055.86	-	61,055.86	50,379.75	10,676.11	333,135.05	50,744.42
5	12/1/2019	333,135.05	61,055.86	-	61,055.86	51,782.20	9,273.66	281,352.84	60,018.09
6	12/1/2020	281,352.84	61,055.86	-	61,055.86	53,223.69	7,832.17	228,129.15	67,850.26
7	12/1/2021	228,129.15	61,055.86	-	61,055.86	54,705.31	6,350.56	173,423.85	74,200.82
8	12/1/2022	173,423.85	61,055.86	-	61,055.86	56,228.17	4,827.69	117,195.68	79,028.51
9	12/1/2023	117,195.68	61,055.86	-	61,055.86	57,793.42	3,262.44	59,402.25	82,290.95
10	12/1/2024	59,402.25	61,055.86	-	61,055.86	59,402.25	1,653.61	0.00	83,944.57